

Specification of Thermoelectric Module

TEC1-06304L1

Description

The 63 couples, 20 mm × 40 mm size module which is made of selected high performance ingot to achieve superior cooling performance and greater delta T up to 70°C, designed for superior cooling and heating up to 100/200 °C applications. If higher operation or processing temperature is required, please specify, we can design and manufacture the custom made module according to your special requirements.

Features

- No moving parts, no noise, and solid-state
- Compact structure, small in size, light in weight
- Environmental friendly
- RoHS compliant
- Precise temperature control
- Exceptionally reliable in quality, high performance

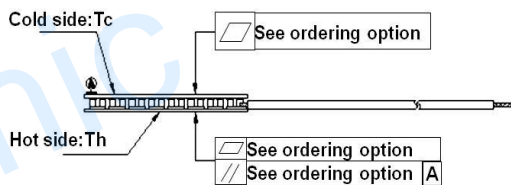
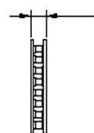
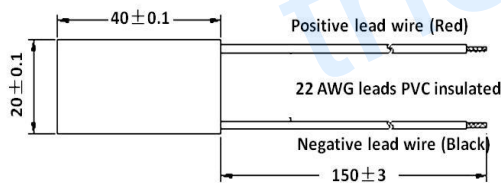
Application

- Food and beverage service refrigerator
- Portable cooler box for cars
- Liquid cooling
- Temperature stabilizer
- CPU cooler and scientific instrument
- Photonic and medical systems

Performance Specification Sheet

Th (°C)	27	50	Hot side temperature at environment: dry air, N ₂
DT _{max} (°C)	70	79	Temperature Difference between cold and hot side of the module when cooling capacity is zero at cold side
U _{max} (Voltage)	8.7	9.4	Voltage applied to the module at DT _{max}
I _{max} (amps)	4	4	DC current through the modules at DT _{max}
Q _{Cmax} (Watts)	21.0	23.8	Cooling capacity at cold side of the module under DT=0 °C
AC resistance (ohms)	1.51	1.66	The module resistance is tested under AC
Tolerance (%)	10%		For thermal and electricity parameters

Geometric Characteristics Dimensions in millimeters



Manufacturing Options

A. Solder:

1. T100: BiSn (T_{melt}=138°C)
2. T200: CuSn (T_{melt} = 227 °C)

B. Sealant:

1. NS: No sealing (Standard)
2. SS: Silicone sealant
3. EPS: Epoxy sealant
4. Customer specify sealing

other than above

C. Ceramics:

1. Alumina (Al₂O₃, white 96%)
2. Aluminum Nitride (AlN)

D. Ceramics Surface Options:

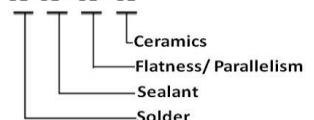
1. Blank ceramics (not metallized)
2. Metallized (Au plating)

Ordering Option

Suffix	Thickness (mm) H	Flatness/ Parallelism (mm)	Lead wire length (mm) Standard/Optional length
TF	0: 4.15 ± 0.1	0: 0.13/0.15	150±3/Specify
TF	1: 4.15 ± 0.05	1: 0.1/0.13	150±3/Specify
TF	2: 4.15 ± 0.025	2: 0.08/0.01	150±3/Specify
Eg. TF01: Thickness 4.15 ± 0.1 (mm) and Flatness/ Parallelism 0.1/0.13 (mm)			

Naming for the Module

TEC1-06304L1- X -X - X - X



TEC1-06304L1-T100-NS-TF01-AIO

T100: BiSn (T_{melt}=138°C)

NS: No sealing

AIO: Alumina, white 96%

TF01: Thickness ± 0.1 (mm) and Flatness/ Parallelism 0.1/0.13 (mm)

Creative technology with fine manufacturing processes provides you the reliable and quality products

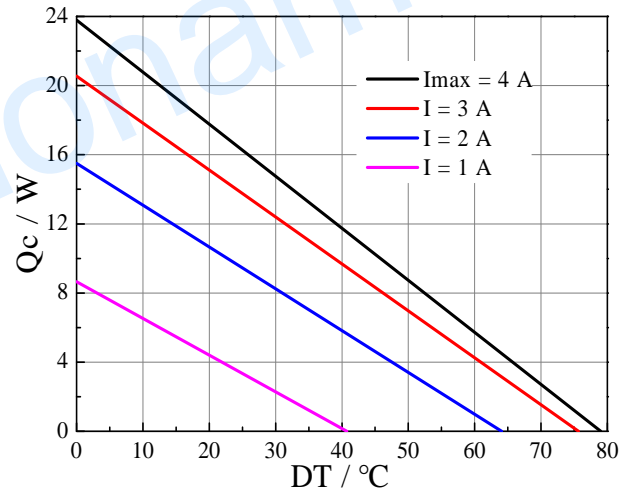
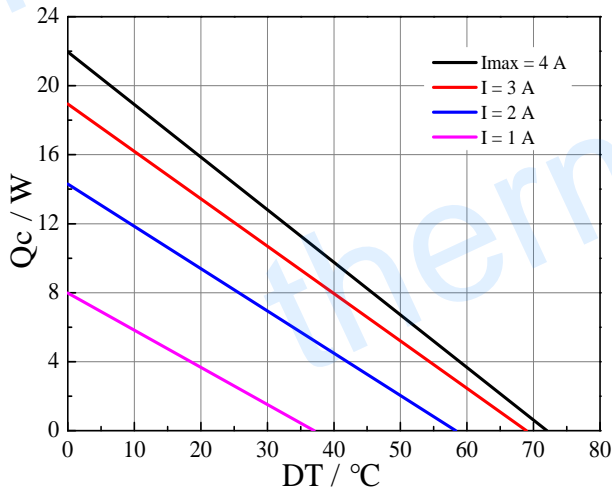
Tel: +86-791-88198288 Fax: +86-791-88198308 Email: sales@thermonamic.com.cn Web Site: www.thermonamic.com.cn

Specification of Thermoelectric Module

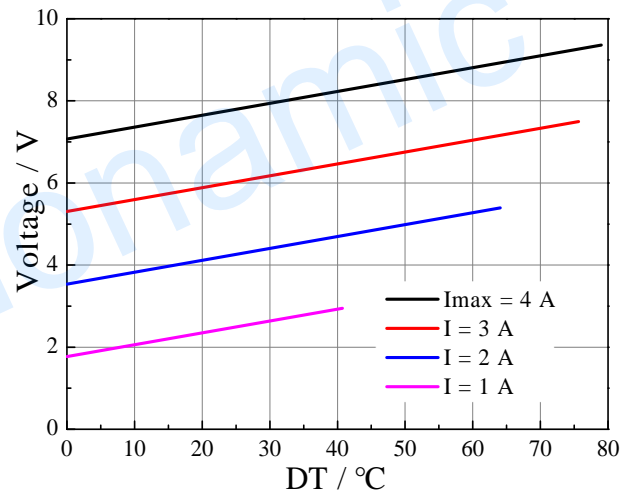
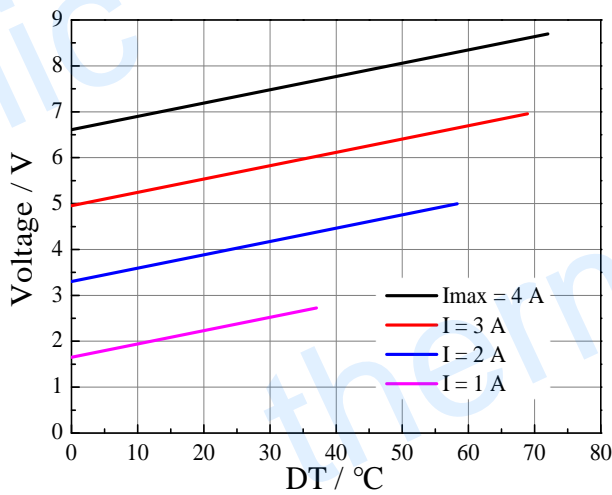
TEC1-06304L1

Performance Curves at Th=27 °C

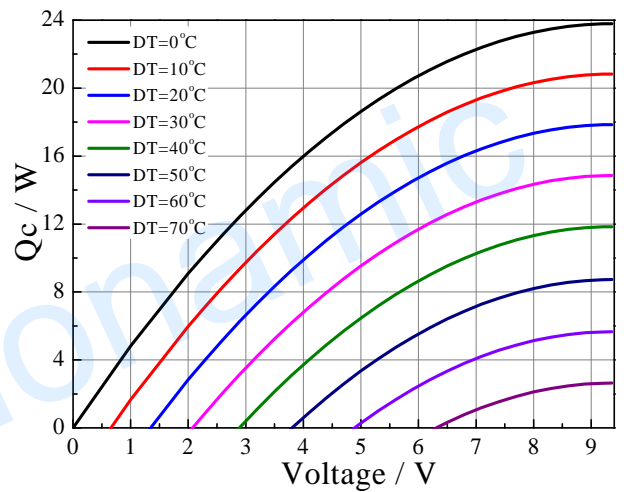
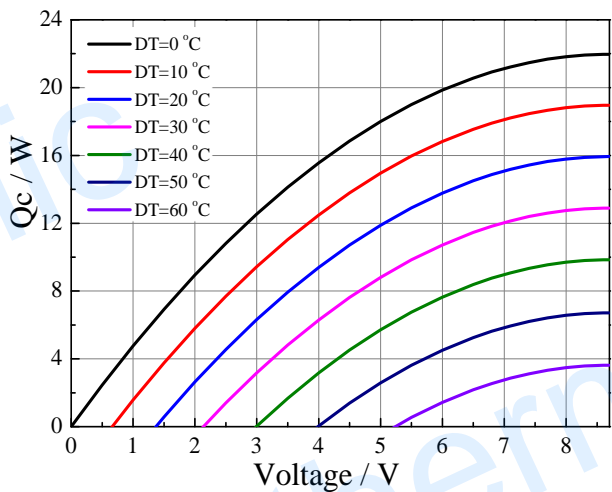
Performance Curves at Th=50 °C



Standard Performance Graph $Q_c = f(DT)$



Standard Performance Graph $V = f(DT)$

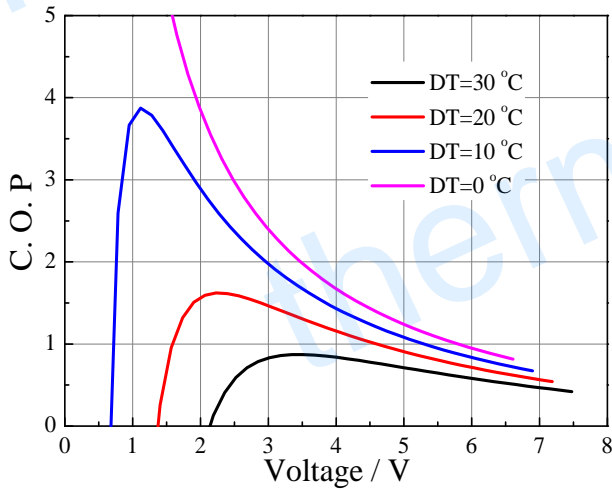


Standard Performance Graph $Q_c = f(V)$

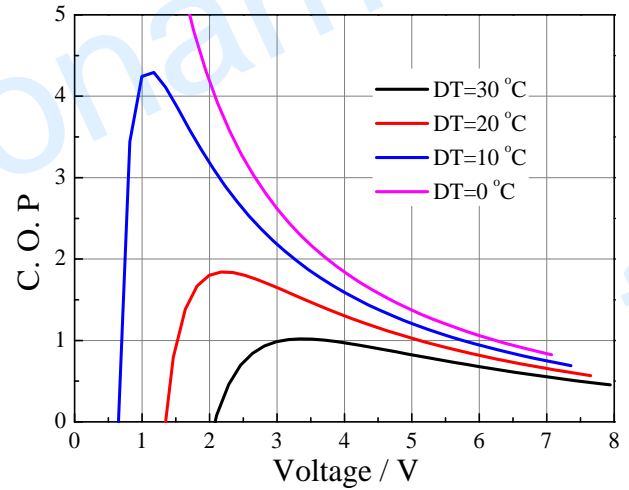
Specification of Thermoelectric Module

TEC1-06304L1

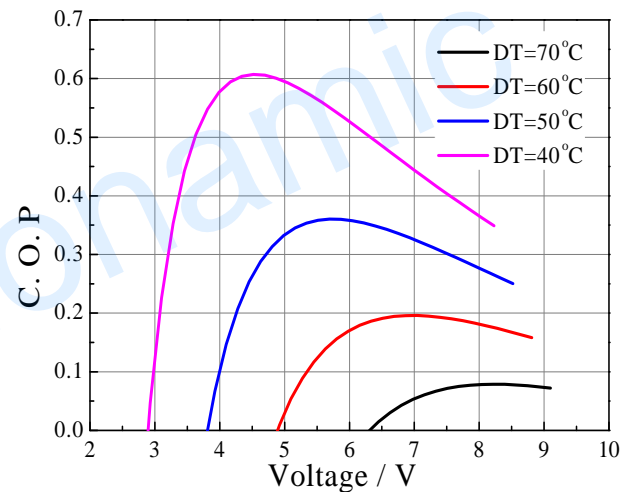
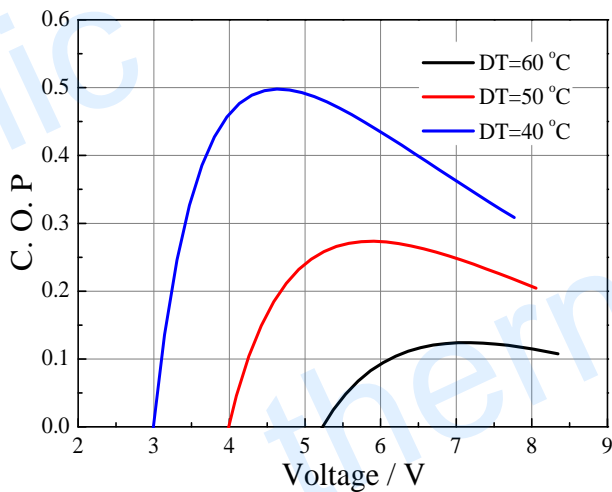
Performance Curves at Th=27 °C



Performance Curves at Th=50 °C



Standard Performance Graph COP = f(V) of DT ranged from 0 to 30 °C



Standard Performance Graph COP = f(V) of DT ranged from 40 to 60/70 °C

Remark: The coefficient of performance (COP) is the cooling power Q_c /Input power ($V \times I$).

Operation Cautions

- Cold side of the module stucked on the object being cooled
- Hot side of the module mounted on a heat radiator
- Operation below I_{max} or V_{max}
- Work under DC

Note: All specifications subject to change without notice.