

# Specification of Thermoelectric Module

## TEC4-127-71-31-17-03T

### Description

The TEC4-127-71-31-17-03 is a multistage module designed for greater temperature differential cooling, good for cooling and heating up to 100 °C applications. It is a 127-71-31-17 couples module in size of 15mm×15mm (top)/40mm×40mm (bottom). If higher operation or processing temperature is required, please specify, we can design and manufacture according to your special requirements.

### Features

- High Temperature Differential
- No moving parts, no noise, and solid-state
- Compact structure, small in size, light in weight
- Environmental friendly
- RoHS compliant
- Precise temperature control
- Exceptionally reliable in quality, high performance

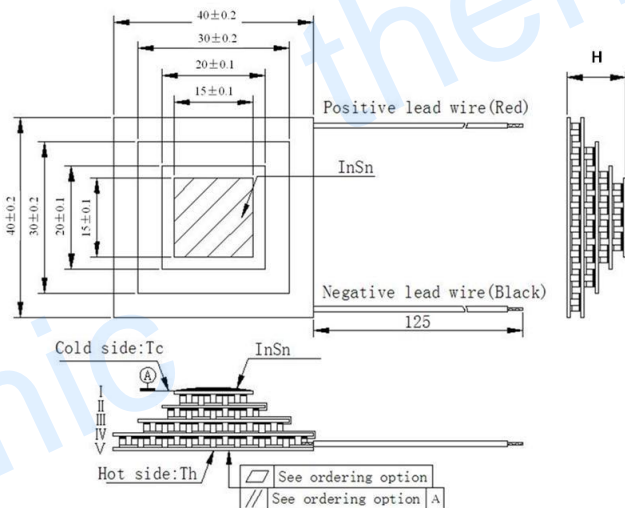
### Application

- Infrared (IR) Sensors
- CCD Sensor
- Gas Analyzers
- Calibration Equipment
- CPU cooler and scientific instrument
- Photonic and medical systems
- Guidance Systems

### Performance Specification Sheet

Th (°C)	27	50	Hot side temperature at environment: dry air, N <sub>2</sub>
DT <sub>max</sub> (°C)	112	126	Temperature Difference between cold and hot side of the module when cooling capacity is zero at cold side
U <sub>max</sub> (Voltage)	14.6	16.4	Voltage applied to the module at DT <sub>max</sub>
I <sub>max</sub> (Amps)	3.4	3.4	DC current through the modules at DT <sub>max</sub>
Q <sub>Cmax</sub> (Watts)	7.4	8.1	Cooling capacity at cold side of the module under DT= 0 °C
AC resistance (Ohms)	4.2	4.7	The module resistance is tested under AC
Tolerance	10%		For thermal and electricity parameters

### Geometric Characteristics Dimensions in millimeters



### Manufacturing Options

#### A. Solder:

1. T100: BiSn (T<sub>melt</sub>=138°C)
2. T200: CuSn (T<sub>melt</sub> = 227 °C)

#### B. Sealant:

1. NS: No sealing (Standard)
2. SS: Silicone sealant
3. EPS: Epoxy sealant
4. Customer specify sealing

#### C. Ceramics:

1. Alumina (Al<sub>2</sub>O<sub>3</sub>, white 96%)
2. Aluminum Nitride (AlN)

#### D. Ceramics Surface Options:

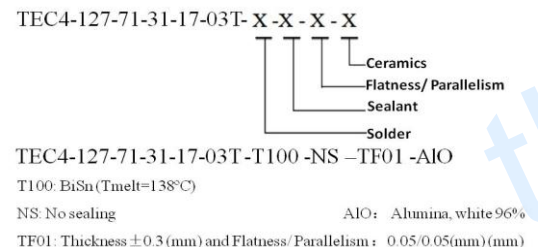
1. Blank ceramics (not metallized)
2. Metallized (Au plating)

### Ordering Option

Suffix	Thickness (mm)	Flatness/ Parallelism (mm)	Lead wire length(mm) Standard/Optional length
TF	0: 13.3±0.3	0: 0.1/0.1	125±1/Specify
TF	1: 13.3±0.15	1: 0.05/0.05	125±1/Specify

Ex. TF01: Thickness 13.3±0.3 (mm) and Flatness/ Parallelism (mm): 0.05/0.05(mm)

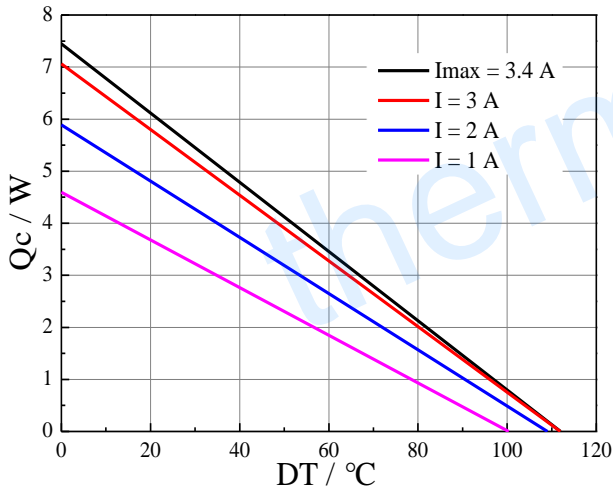
### Naming for the Module



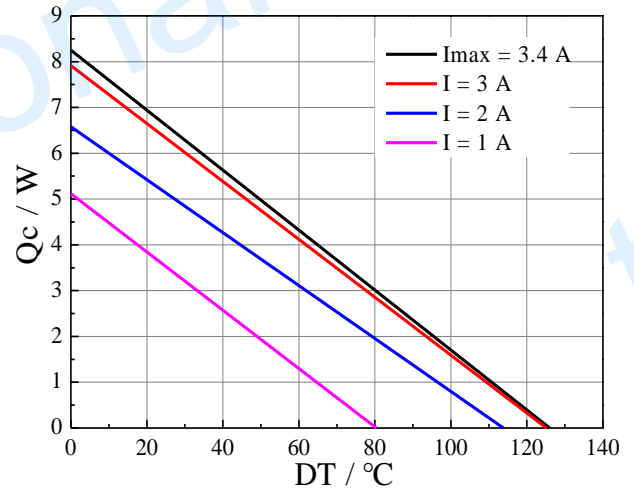
# Specification of Thermoelectric Module

TEC4-127-71-31-17-03T

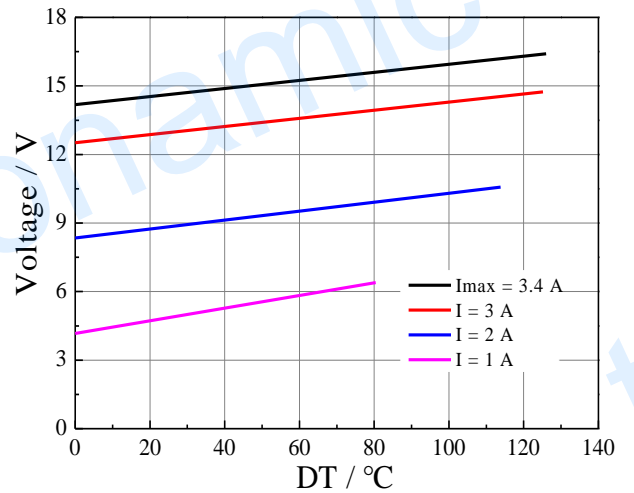
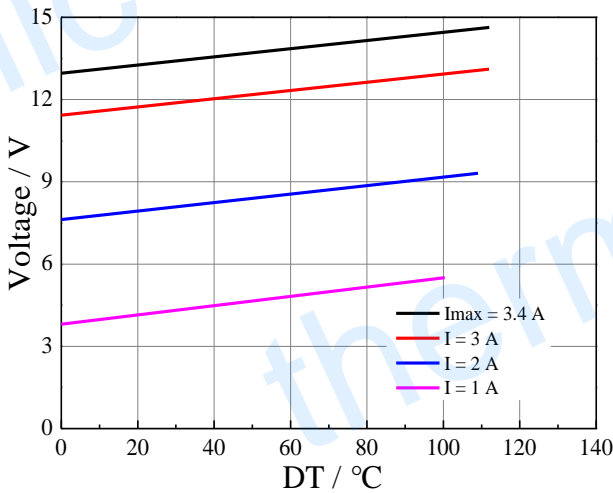
Performance Curves at  $T_h=27\text{ }^\circ\text{C}$



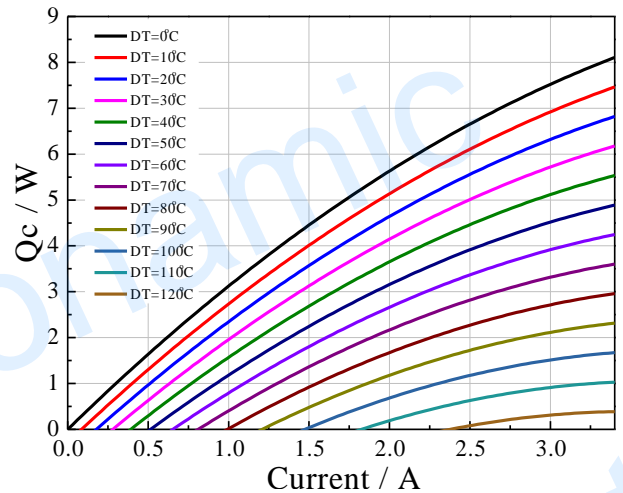
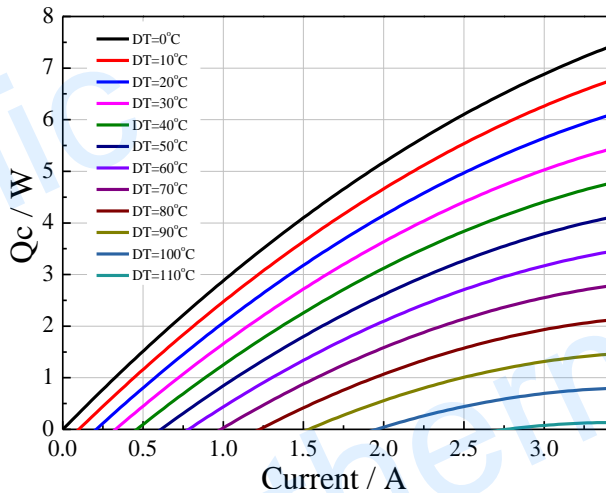
Performance Curves at  $T_h=50\text{ }^\circ\text{C}$



Standard Performance Graph  $Q_c = f(DT)$



Standard Performance Graph  $V = f(DT)$

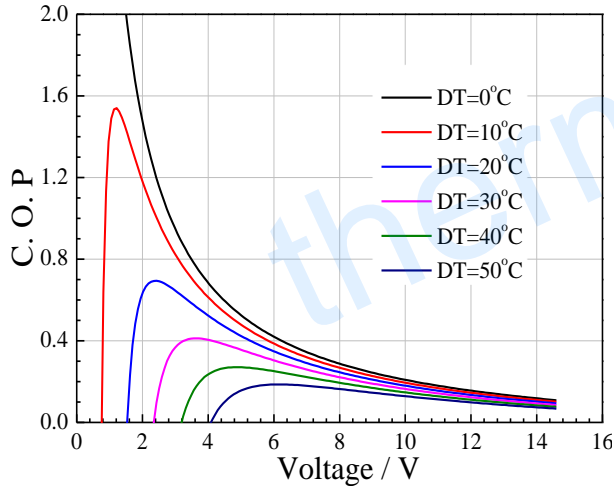


Standard Performance Graph  $Q_c = f(I)$

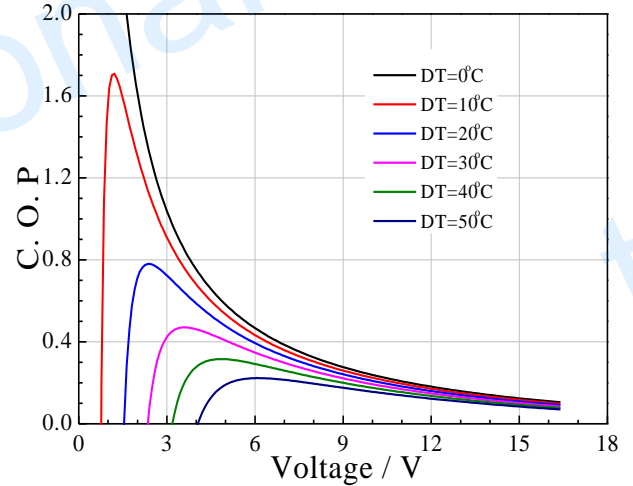
# Specification of Thermoelectric Module

TEC4-127-71-31-17-03T

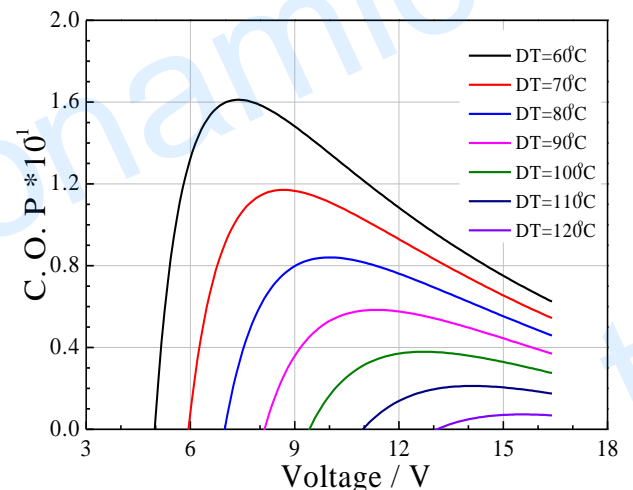
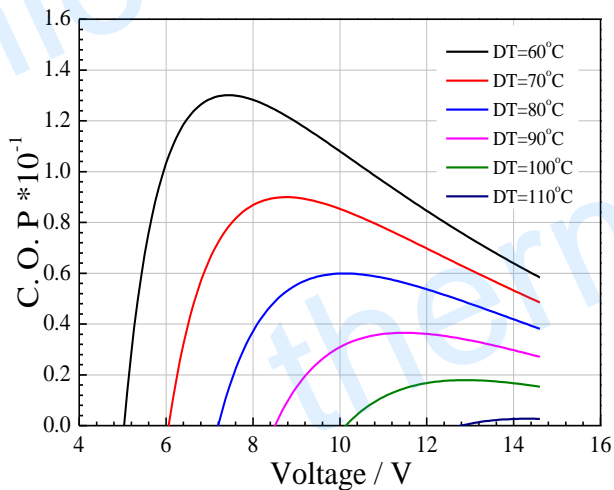
Performance Curves at  $T_h=27\text{ }^\circ\text{C}$



Performance Curves at  $T_h=50\text{ }^\circ\text{C}$



Standard Performance Graph COP = f(V) of DT ranged from 0 to 50 °C



Standard Performance Graph COP = f(V) of DT ranged from 60 to 110/120 °C

**Remark:** The coefficient of performance (COP) is the cooling power  $Q_c$ /Input power ( $V \times I$ ).

## Operation Cautions

- Cold side of the module stucked on the object being cooled
- Hot side of the module mounted on a heat radiator
- Operation or storage module below 100 °C
- Operation below  $I_{max}$  or  $V_{max}$
- Work under DC

**Note:** All specifications subject to change without notice.