

Specification of Thermoelectric Module

TEC4-69-29-11-6-035

Description

The TEC4-69-29-11-6-035 is a multistage module designed for greater temperature differential cooling, good for cooling and heating up to 100 °C applications. It is a 69-29-11-6 couples module in size of 14.5 mm×4.5 mm (top) / 33 mm ×24 mm (bottom). If higher operation or processing temperature is required, please specify, we can design and manufacture according to your special requirements.

Features

- High Temperature Differential
- No moving parts, no noise, and solid-state
- Compact structure, small in size, light in weight
- Environmental friendly
- RoHS compliant
- Precise temperature control
- Exceptionally reliable in quality, high performance

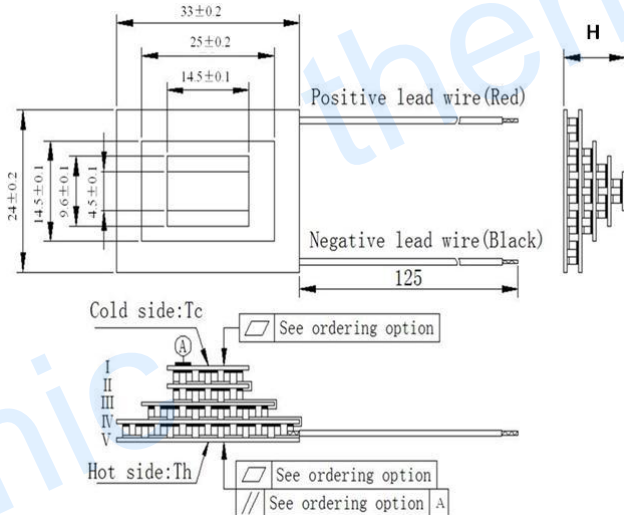
Application

- Infrared (IR) Sensors
- CCD Sensor
- Gas Analyzers
- Calibration Equipment
- CPU cooler and scientific instrument
- Photonic and medical systems
- Guidance Systems

Performance Specification Sheet

Th (°C)	27	50	Hot side temperature at environment: dry air, N ₂
DT _{max} (°C)	116	129	Temperature Difference between cold and hot side of the module when cooling capacity is zero at cold side
U _{max} (Voltage)	8.0	8.9	Voltage applied to the module at DT _{max}
I _{max} (Amps)	3.8	3.8	DC current through the modules at DT _{max}
Q _{Cmax} (Watts)	3.0	3.3	Cooling capacity at cold side of the module under DT=0°C
AC resistance (Ohms)	1.55	1.72	The module resistance is tested under AC
Tolerance	10%		For thermal and electricity parameters

Geometric Characteristics Dimensions in millimeters



Manufacturing Options

A. Solder:

1. T100: BiSn (T_{melt}=138°C)
2. T200: CuSn (T_{melt} = 227 °C)

C. Ceramics:

1. Alumina (Al₂O₃, white 96%)
2. Aluminum Nitride (AlN)

B. Sealant:

1. NS: No sealing (Standard)
2. SS: Silicone sealant
3. EPS: Epoxy sealant
4. Customer specify sealing

D. Ceramics Surface Options:

1. Blank ceramics (not metallized)
2. Metallized (Au plating)

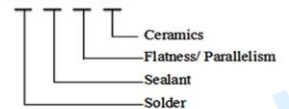
Ordering Option

Suffix	Thickness (mm)	Flatness/ Parallellism (mm)	Lead wire length(mm) Standard/Optional length
TF	0: 13.3±0.3	0: 0.1/0.1	125±1/Specify
TF	1: 13.3±0.15	1:0.05/0.05	125±1/Specify

Ex. TF01: Thickness 13.3±0.3 (mm) and Flatness/ Parallellism : 0.05/0.05(mm)

Naming for the Module

TEC4-69-29-11-6-035 - X-X-X-X



TEC4-69-29-11-6-035-T100-NS-TF01-AIO

T100: BiSn(T_{melt}=138°C)

NS: No sealing

AIO: Alumina white 96%

TF01: Thickness ±0.3 (mm) and Flatness/ Parallellism 0.05/0.05 (mm)

Creative technology with fine manufacturing processes provides you the reliable and quality products.

Tel: +86-791-88198288

Fax: +86-791-88198308

Email: sales@thermonamic.com.cn

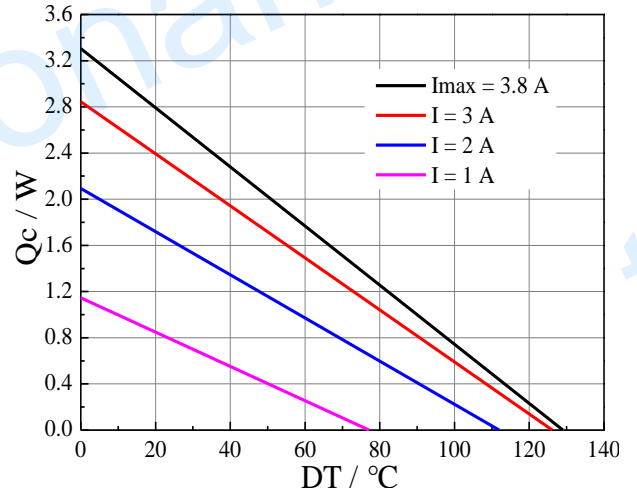
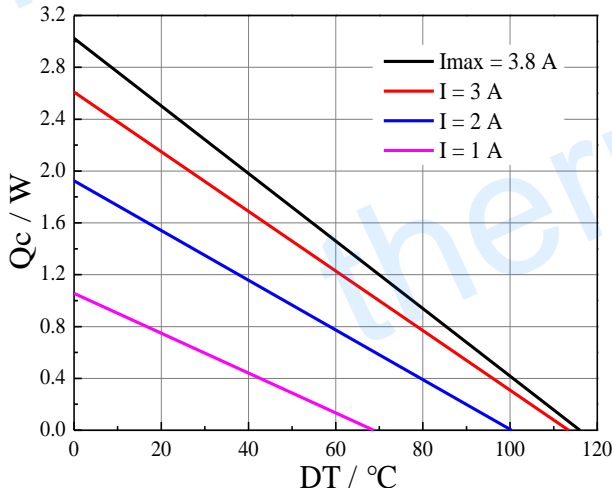
Web Site: www.thermonamic.com.cn

Specification of Thermoelectric Module

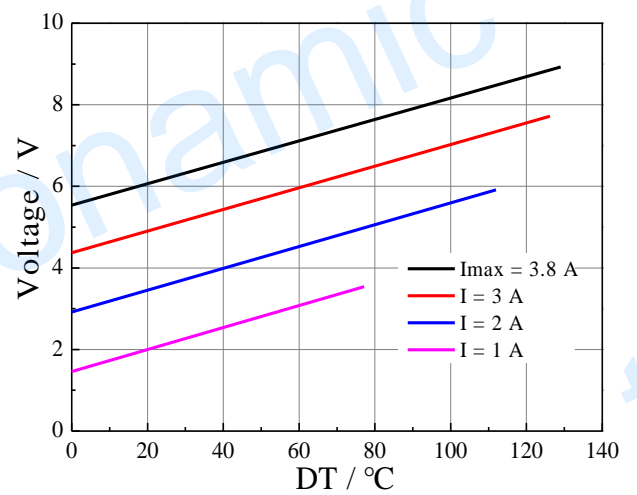
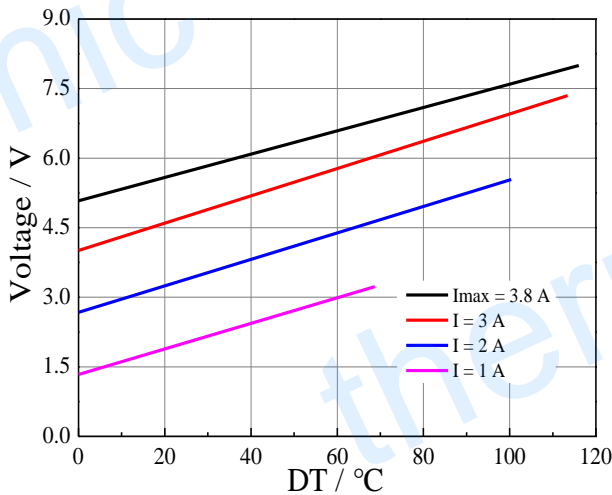
TEC4-69-29-11-6-035

Performance Curves at Th=27 °C

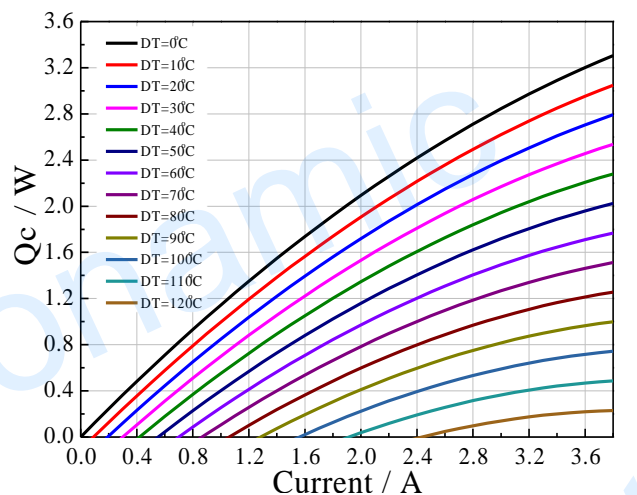
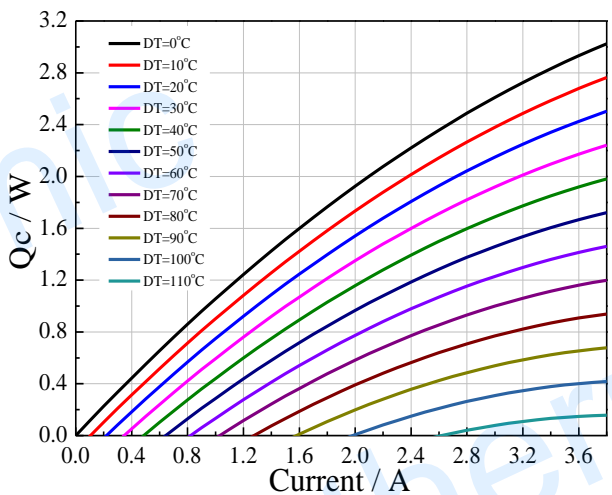
Performance Curves at Th=50 °C



Standard Performance Graph $Q_c = f(DT)$



Standard Performance Graph $V = f(DT)$

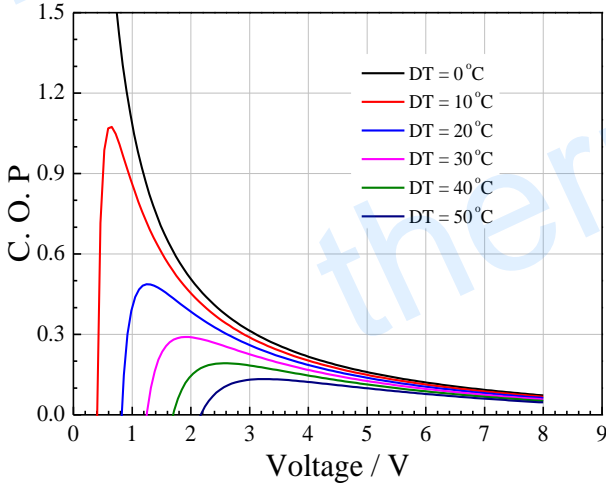


Standard Performance Graph $Q_c = f(I)$

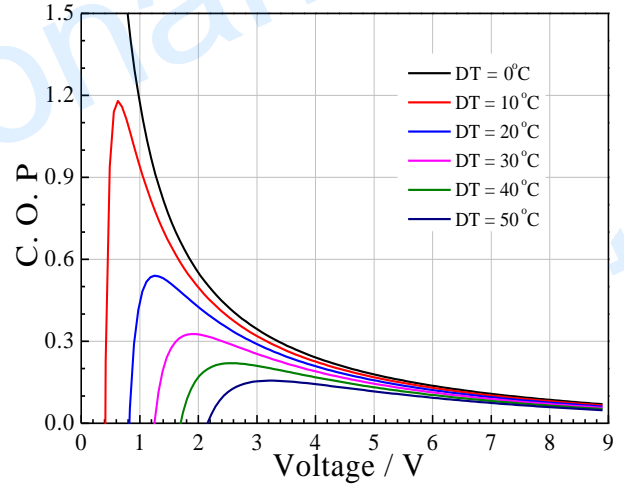
Specification of Thermoelectric Module

TEC4-69-29-11-6-035

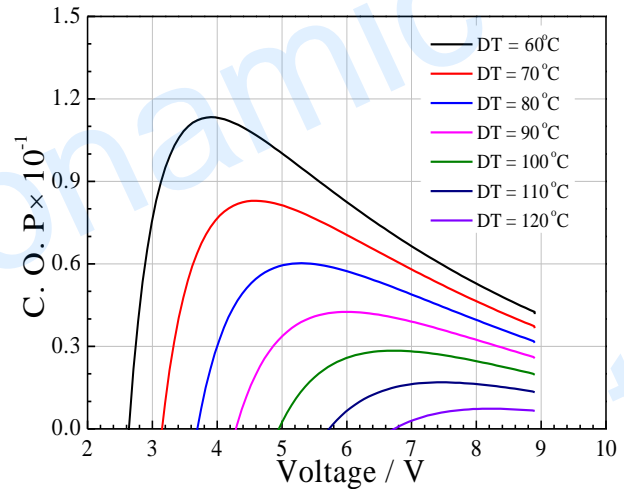
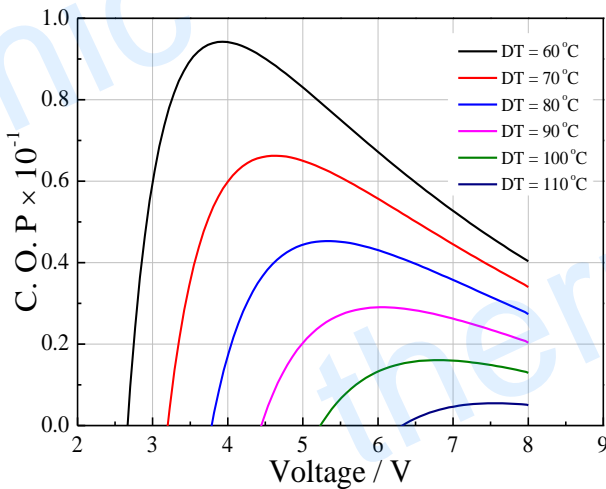
Performance Curves at Th=27 °C



Performance Curves at Th=50 °C



Standard Performance Graph COP = f(I) of DT ranged from 0 to 50 °C



Standard Performance Graph COP = f(V) of DT ranged from 60 to 110/120 °C

Remark: The coefficient of performance (COP) is the cooling power Q_c /Input power ($V \times I$).

Operation Cautions

- Cold side of the module stuck on the object being cooled
- Hot side of the module mounted on a heat radiator
- Operation below I_{max} or V_{max}
- Work under DC