

# Specification of Thermoelectric Module

## TEFC1-01218P

### Description

The 12 couples, 2.56 mm × 3.8/4.8 mm size porch type module which is made of selected high performance ingot to achieve superior cooling performance and greater delta T up to 74 °C, designed for superior cooling and heating up to 100/200 °C applications. If higher operation or processing temperature is required, please specify, we can design and manufacture the custom made module according to your special requirements.

### Features

- No moving parts, no noise, and solid-state
- Compact structure, small in size, light in weight
- Environmental friendly
- RoHS compliant
- Precise temperature control
- Exceptionally reliable in quality, high performance

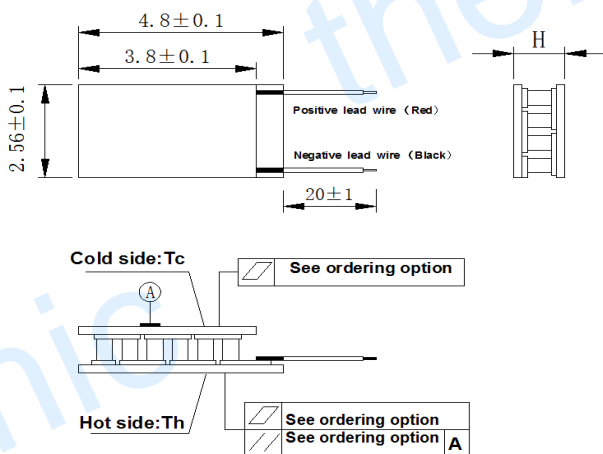
### Application

- Food and beverage service refrigerator
- Portable cooler box for cars
- Liquid cooling
- Temperature stabilizer
- CPU cooler and scientific instrument
- Photonic and medical systems

### Performance Specification Sheet

Th (°C)	27	50	Hot side temperature at environment: dry air, N <sub>2</sub>
DT <sub>max</sub> (°C)	74	83	Temperature Difference between cold and hot side of the module when cooling capacity is zero at cold side
U <sub>max</sub> (Voltage)	1.6	1.7	Voltage applied to the module at DT <sub>max</sub>
I <sub>max</sub> (amps)	1.8	1.8	DC current through the modules at DT <sub>max</sub>
Q <sub>Cmax</sub> (Watts)	1.84	1.98	Cooling capacity at cold side of the module under DT=0 °C
AC resistance (ohms)	0.68	0.71	The module resistance is tested under AC
Tolerance (%)	10%		For thermal and electricity parameters

### Geometric Characteristics Dimensions in millimeters



### Manufacturing Options

#### A. Solder:

1. T100: BiSn (T<sub>melt</sub>=138°C)
2. T200: CuSn (T<sub>melt</sub> = 227 °C)

#### B. Sealant:

1. NS: No sealing (Standard)
2. SS: Silicone sealant
3. EPS: Epoxy sealant
4. Customer specify sealing

#### C. Ceramics:

1. Alumina (Al<sub>2</sub>O<sub>3</sub>, white 96%)
2. Aluminum Nitride (AlN)

#### D. Ceramics Surface Options:

1. Blank ceramics (not metallized)
2. Metallized (Au plating)

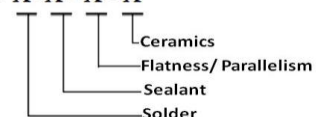
### Ordering Option

Suffix	Thickness H (mm)	Flatness/ Parallelism (mm)	Lead wire length(mm) Standard/Optional length
TF	0: $1.1 \pm 0.1$	0: 0.1/0.13	20±1/Specify
TF	1: $1.1 \pm 0.05$	1: 0.08/0.1	20±1/Specify
TF	2: $1.1 \pm 0.025$	2: 0.05/0.08	20±1/Specify

Eg. TF01: Thickness  $1.1 \pm 0.05$  (mm) and Flatness 0.08/0.1 (mm)

### Naming for the Module

TEFC1- 01218P- X -X - X - X



TEFC1- 01218P-T100 -NS -TF11 -AIO

T100: BiSn (T<sub>melt</sub>=138°C)

NS: No sealing

AIO: Alumina, white 96%

TF11: Thickness  $\pm 0.05$  (mm) and Flatness/Parallelism 0.08/0.1 (mm)

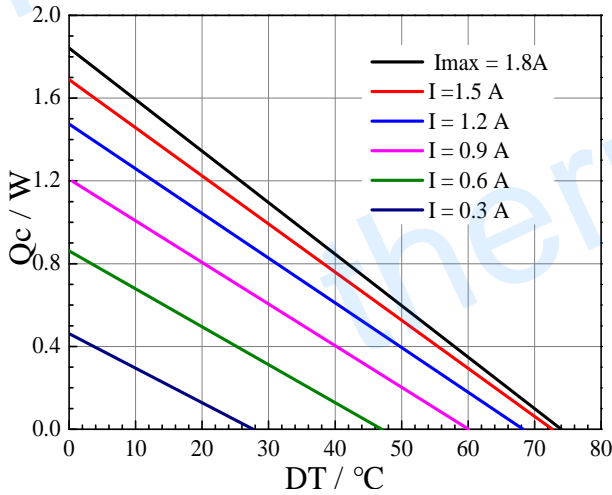
Creative technology with fine manufacturing processes provides you the reliable and quality products

Tel: +86-791-88198288 Fax: +86-791-88198308 Email: [sales@thermonamic.com.cn](mailto:sales@thermonamic.com.cn) Web Site: [www.thermonamic.com.cn](http://www.thermonamic.com.cn)

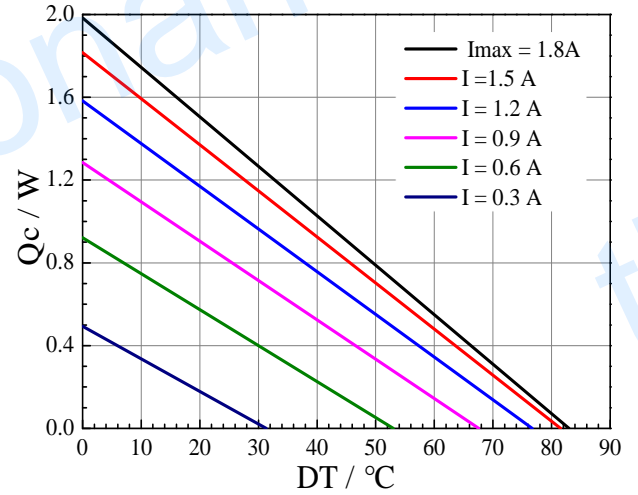
# Specification of Thermoelectric Module

## TEFC1-01218P

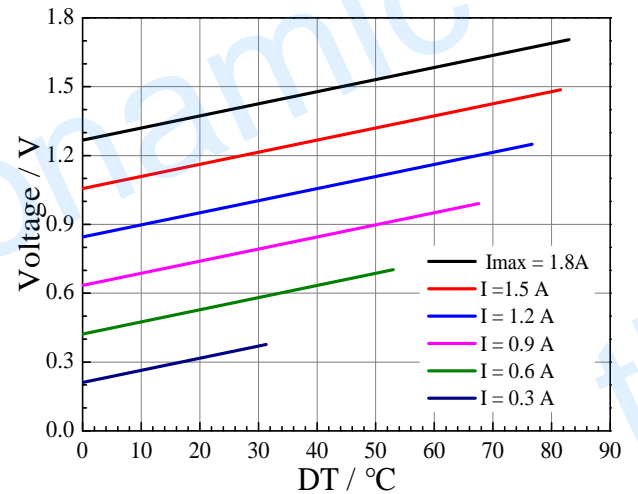
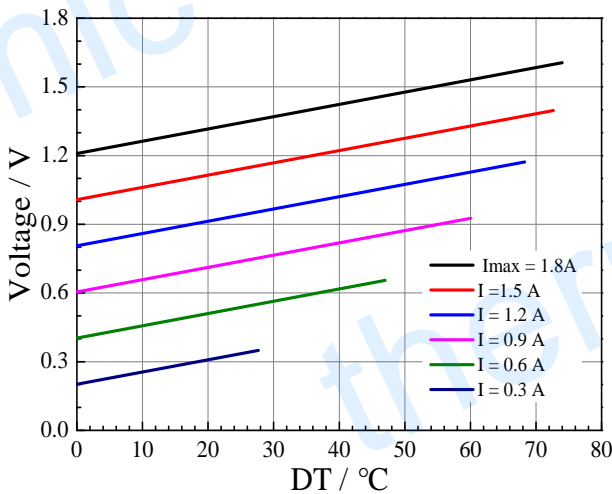
### Performance Curves at Th=27 °C



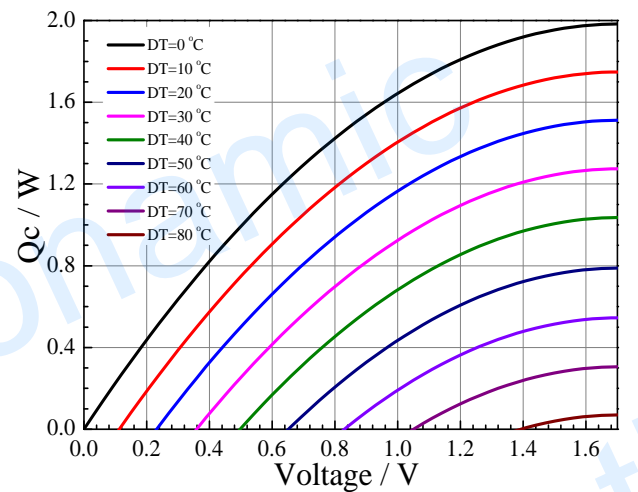
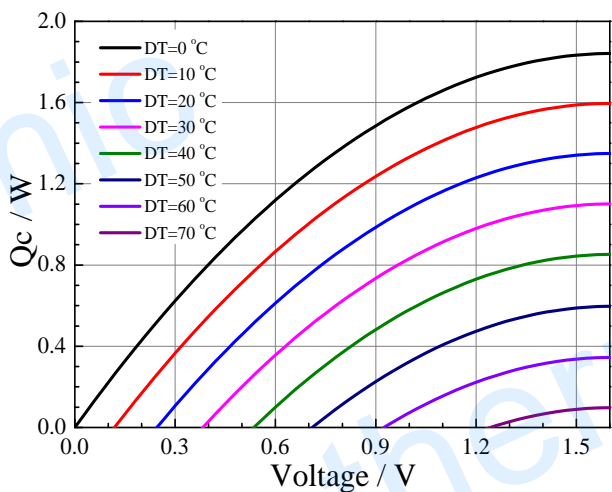
### Performance Curves at Th=50 °C



Standard Performance Graph  $Q_c = f(DT)$



Standard Performance Graph  $V = f(DT)$

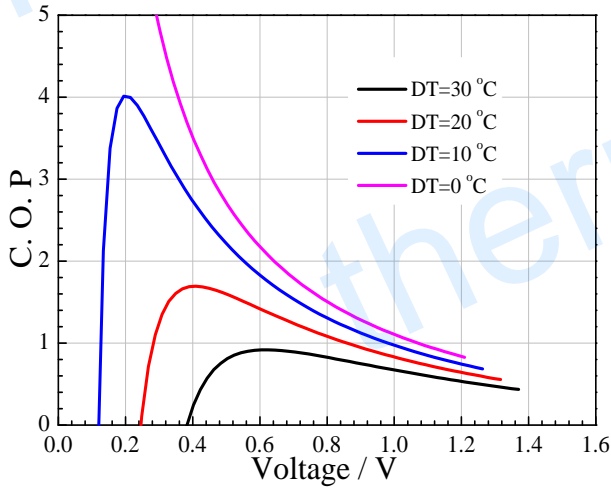


Standard Performance Graph  $Q_c = f(V)$

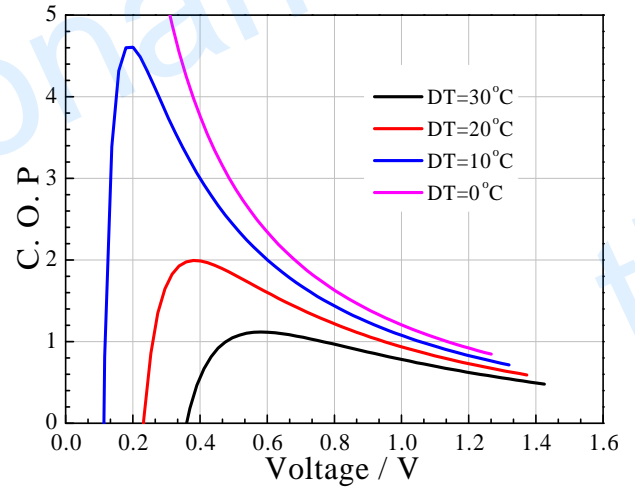
## Specification of Thermoelectric Module

TEFC1-01218P

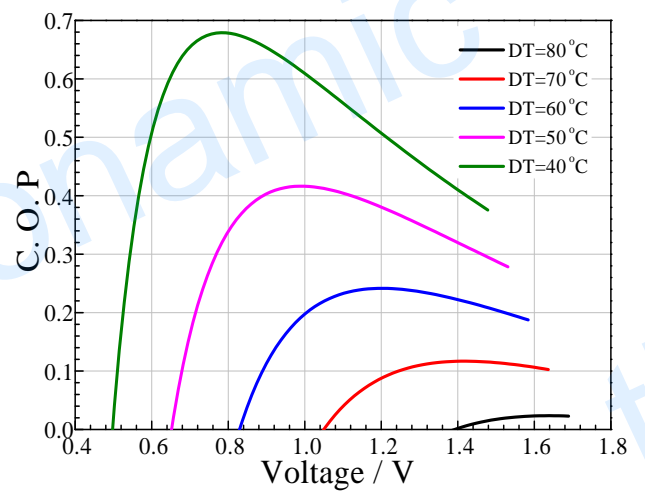
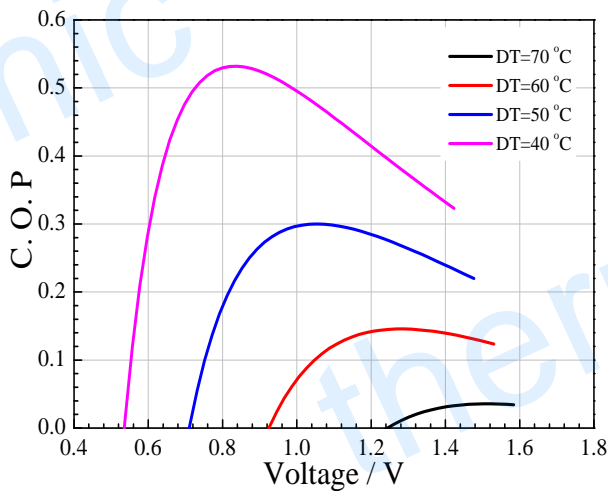
### Performance Curves at Th=27 °C



### Performance Curves at Th=50 °C



Standard Performance Graph COP = f(V) of DT ranged from 0 to 30 °C



Standard Performance Graph COP = f(V) of DT ranged from 40 to 70/80 °C

**Remark:** The coefficient of performance (COP) is the cooling power  $Q_c$ /Input power ( $V \times I$ ).

### Operation Cautions

- Cold side of the module stucked on the object being cooled
- Hot side of the module mounted on a heat radiator
- Operation below  $I_{max}$  or  $V_{max}$
- Work under DC

**Note:** All specifications subject to change without notice.