

# Specification of Thermoelectric Module

**TEFC1-07112**

## Description

The 71 couples, 12 mm × 12 mm size module which is made of selected high performance ingot to achieve superior cooling performance and greater delta T up to 70 °C, designed for superior cooling and heating up to 100/200 °C applications. If higher operation or processing temperature is required, please specify, we can design and manufacture the custom made module according to your special requirements.

## Features

- No moving parts, no noise, and solid-state
- Compact structure, small in size, light in weight
- Environmental friendly
- RoHS compliant
- Precise temperature control
- Exceptionally reliable in quality, high performance

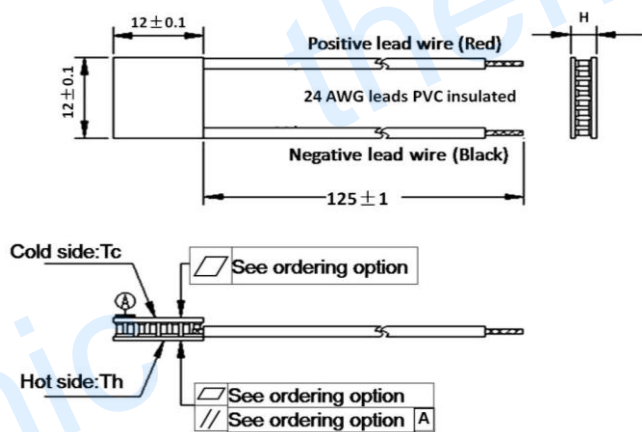
## Application

- CCD Sensor
- Laser cooling
- Temperature stabilizer
- CPU cooler and scientific instrument
- Photonic and medical systems

## Performance Specification Sheet

Th(°C)	27	50	Hot side temperature at environment: dry air, N <sub>2</sub>
ΔT <sub>max</sub> (°C)	70	79	Temperature Difference between cold and hot side of the module when cooling capacity is zero at cold side
U <sub>max</sub> (Voltage)	8.90	9.62	Voltage applied to the module at DT <sub>max</sub>
I <sub>max</sub> (amps)	1.39	1.39	DC current through the modules at DT <sub>max</sub>
Q <sub>Cmax</sub> (Watts)	7.83	8.43	Cooling capacity at cold side of the module under DT=0 °C
AC resistance(ohms)	4.88	5.26	The module resistance is tested under AC
Tolerance (%)	± 10		For thermal and electricity parameters

## Geometric Characteristics Dimensions in millimeters



## Manufacturing Options

### A. Solder:

1. T100: BiSn (T<sub>melt</sub>=138°C)
2. T200: CuSn (T<sub>melt</sub> = 227 °C)

### B. Sealant:

1. NS: No sealing (Standard)
2. SS: Silicone sealant
3. EPS: Epoxy sealant
4. Customer specify sealing

other than above

### C. Ceramics:

1. Alumina (Al<sub>2</sub>O<sub>3</sub>, white 96%)
2. Aluminum Nitride (AlN)

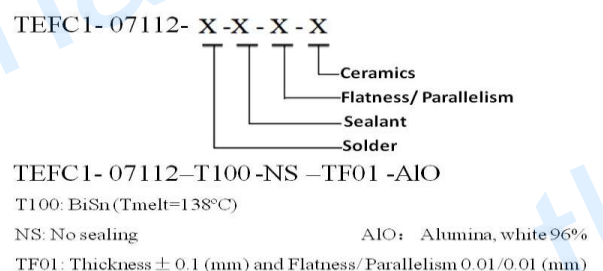
### D. Ceramics Surface Options:

1. Blank ceramics (not metallized)
2. Metallized (Au plating)

## Ordering Option

Suffix	Thickness H (mm)	Flatness/ Parallelism (mm)	Lead wire length(mm) Standard/Optional length
TF	0: 2.4±0.1	0: 0.015/0.015	125 ± 1/Specify
TF	1: 2.4±0.05	1: 0.01/0.01	125 ± 1/Specify
TF	2: 2.4±0.025	2: 0.008/0.008	125 ± 1/Specify
Eg. TF01: Thickness 2.4±0.1(mm) and Flatness 0.01/0.01(mm)			

## Naming for the Module

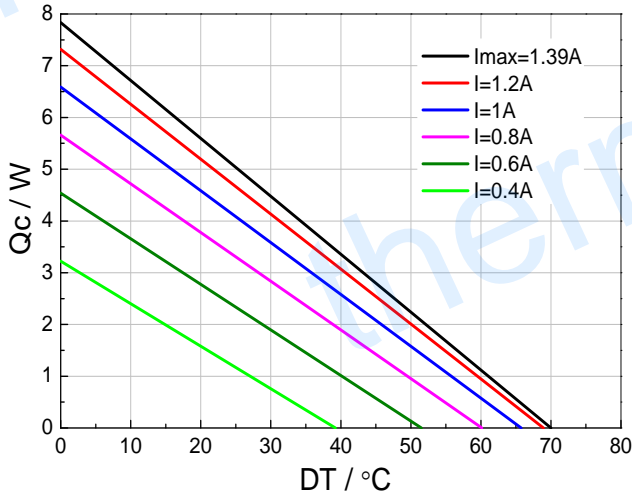


**Creative technology with fine manufacturing processes provides you the reliable and quality products**

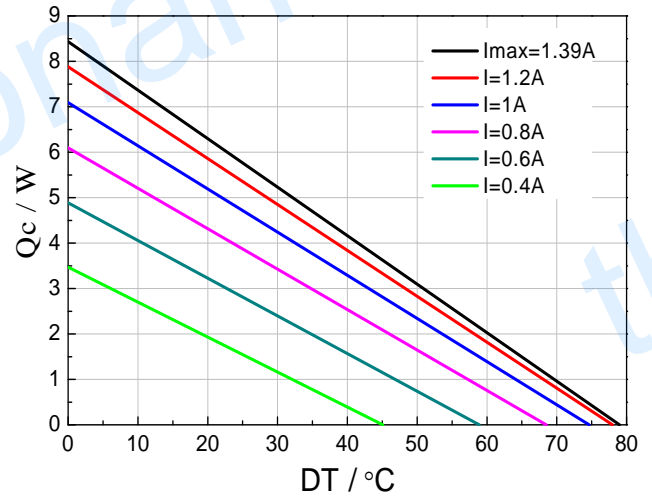
# Specification of Thermoelectric Module

TEFC1-07112

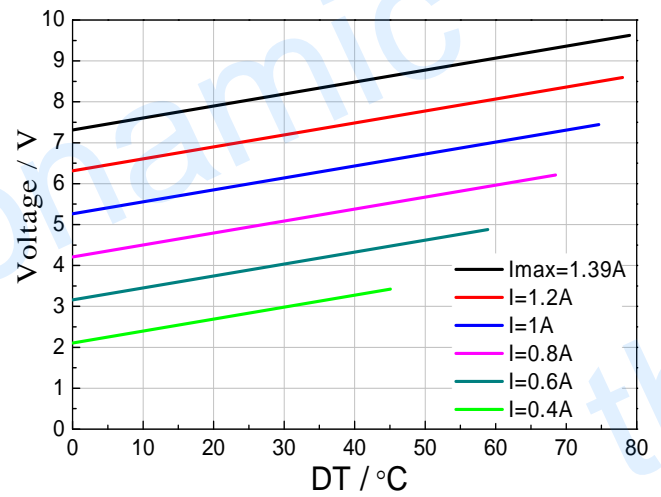
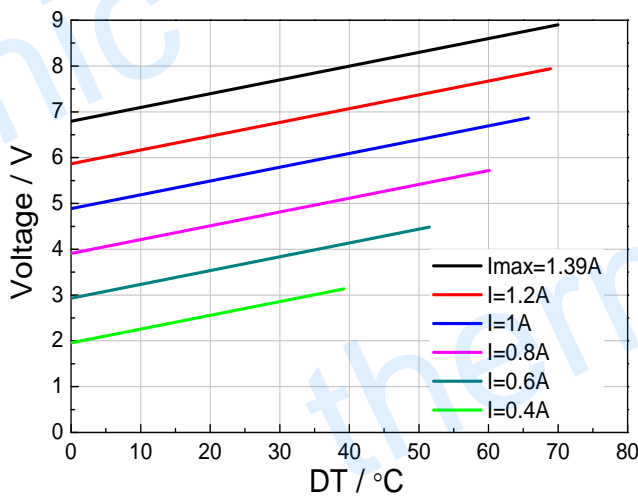
Performance Curves at Th=27 °C



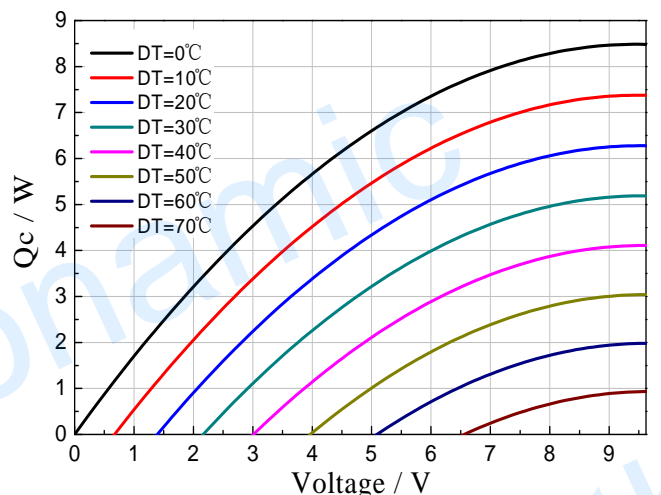
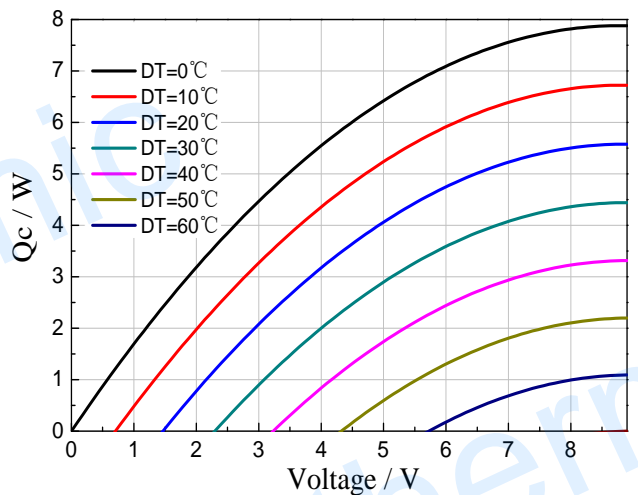
Performance Curves at Th=50 °C



Standard Performance Graph  $Q_c = f(DT)$



Standard Performance Graph  $V = f(DT)$



Standard Performance Graph  $Q_c = f(V)$

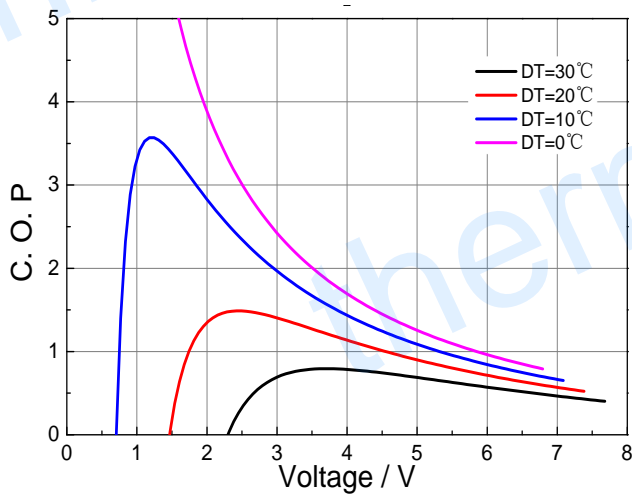


Creative technology with fine manufacturing processes provides you the reliable and quality products

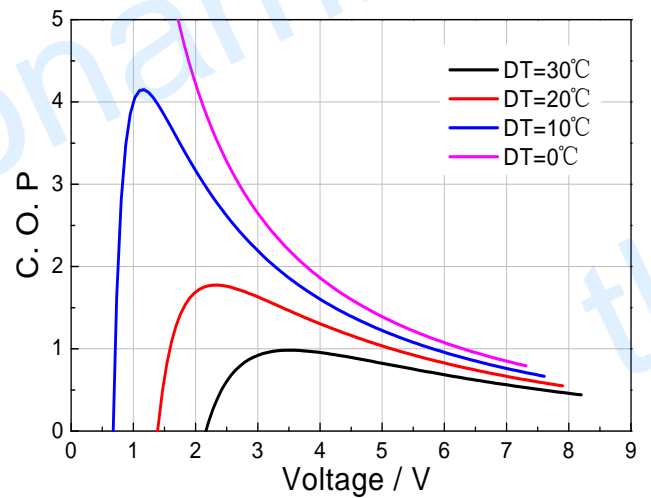
## Specification of Thermoelectric Module

**TEFC1-07112**

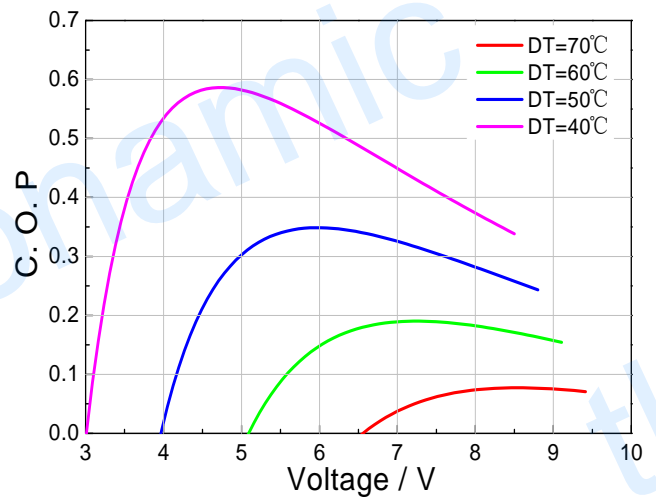
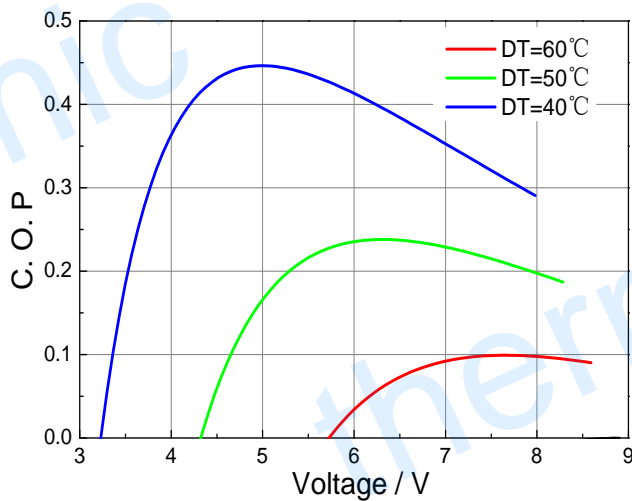
### Performance Curves at Th=27 °C



### Performance Curves at Th=50 °C



Standard Performance Graph COP = f(V) of DT ranged from 0 to 30 °C



Standard Performance Graph COP = f(V) of DT ranged from 40 to 60/70 °C

**Remark:** The coefficient of performance (COP) is the cooling power  $Q_c$ /Input power ( $V \times I$ ).

### Operation Cautions

- Cold side of the module stucked on the object being cooled
- Hot side of the module mounted on a heat radiator
- Operation below  $I_{max}$  or  $V_{max}$
- Work under DC

**Note:** All specifications subject to change without notice.