

15 Watts “stove top” thermoelectric generator

Description


The below is a “stove top” thermoelectric generator for any type of cook stove or pilot flame heat sources. The generator can be just simply placed on the stove to generate 15watts DC electricity by converting the heat source collected from the flame of the stove. The generator is equipped with the outputs of 14 VDC for deep cycle battery charging, and of 12 VDC or 5 VDC for powering electronic products.

The unit is light in weight, small in size, easy to carry for camping.

Patent No.: ZL 2011 2 0010954.2, ZL 2010 1 0219930.8, ZL 2010 2 0252414.0



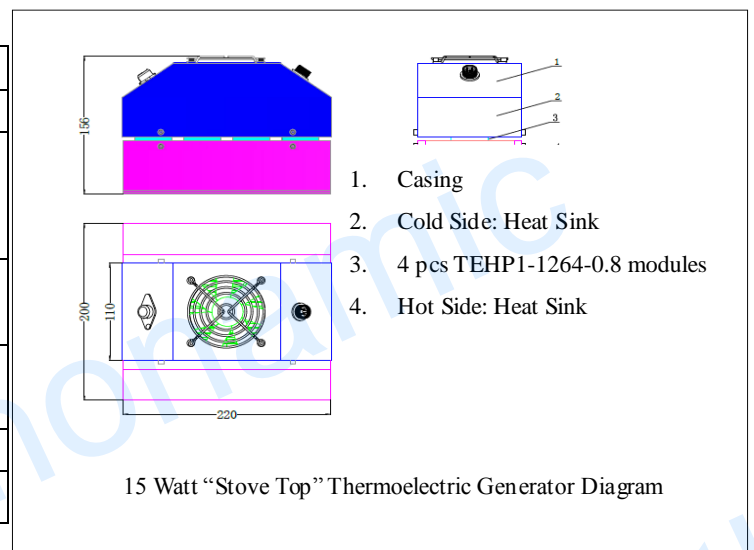
Put the generator on top of the heater to generate free electricity



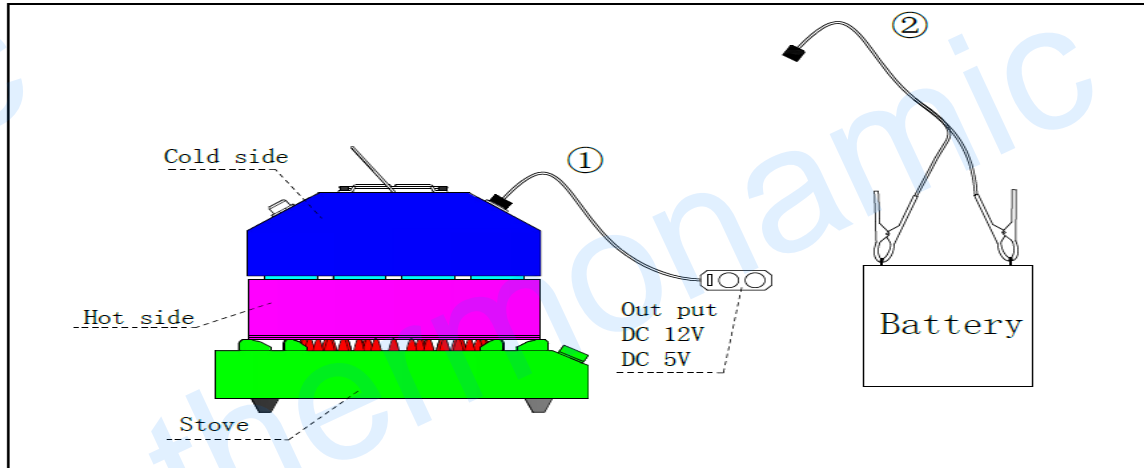
The 8 W generator comes with the wire for the outputs: 12 VDC car lighter adapter, 4.5V USB, and 13.8V for deep battery charger.

Specifications :

Part Number	TEG-ST15-12V-2
Output Power	15 Watts
Output Voltage (The car cigarette lighter adapter)	12 VDC
Output Voltage from Charger	> 13.8 VDC
Maximum Hot Surface Temperature	450 °C
Dimension Size	220 mm × 200 mm × 156 mm
Weight	4 kg



How To Use :



The plug ① gives the output of 12 VDC from cigarette lighter socket and 5 VDC from its USB port.

The plug ② gives over 13 VDC for battery charging.

It circulates the hot air for large area heating and save the energy.

Instructions in use

(1) Put the generator on top of stove. About 30 seconds later, the cooling fan of the generator starts running. Wait for 5 minutes till the cooling fan running at full speed. Then you can add the load on the generator.

(2) How to install and uninstall output wires:

Install:




① Installation

② Align and insert

③ Clockwise rotate to lock

④ Completed installation

Uninstall:



① Disassemble

② Anticlockwise rotate to unlock

③ Pull out

④ Completed disassemble

Notes

(1) The casing temperature will be hot after a while. Do not touch the generator.

(2) After 30 seconds when the generator is placed on the heat source, please check if the fan starts to rotate. If you do not see the fan start to blow the air. Please take out the generator to check. To remove, hold the handle on the top of the h the generator

Packing List

- | | | |
|-----|--|----------|
| (1) | 15W “stove top” thermoelectric generator | one set |
| (2) | Cigarette lighter (with USB port) | one set |
| (3) | Battery Charging clip | one pair |

Serial Number

Date	
NO.	