

Specification of Thermoelectric Module

TES1-01715

Description

The 17 couples, 10 mm × 10 mm size module which is made of selected high performance ingot to achieve superior cooling performance and greater delta T up to 70 °C, designed for superior cooling and heating up to 100 °C applications. If higher operation or processing temperature is required, please specify, we can design and manufacture the custom made module according to your special requirements.

Features

- No moving parts, no noise, and solid-state
- Compact structure, small in size, light in weight
- Environmental friendly
- RoHS compliant
- Precise temperature control
- Exceptionally reliable in quality, high performance

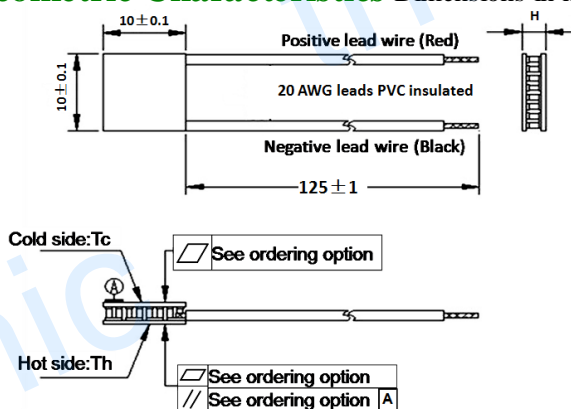
Application

- Food and beverage service refrigerator
- Portable cooler box for cars
- Liquid cooling
- Temperature stabilizer
- CPU cooler and scientific instrument
- Photonic and medical systems

Performance Specification Sheet

Th (°C)	27	50	Hot side temperature at environment: dry air, N ₂
DT _{max} (°C)	70	79	Temperature Difference between cold and hot side of the module when cooling capacity is zero at cold side
U _{max} (Voltage)	2.24	2.42	Voltage applied to the module at DT _{max}
I _{max} (amps)	1.7	1.7	DC current through the modules at DT _{max}
Q _{Cmax} (Watts)	2.41	2.64	Cooling capacity at cold side of the module under DT=0 °C
AC resistance (ohms)	1.0	1.07	The module resistance is tested under AC
Tolerance (%)	± 10		For thermal and electricity parameters

Geometric Characteristics Dimensions in millimeters



Ordering Option

Suffix	Thickness (mm)	Flatness/Parallelism (mm)	Lead wire length(mm) Standard/Optional length
TF	0: 3.95 ± 0.1	0: 0.05/0.05	125 ± 1/Specify
TF	1: 3.95 ± 0.05	1: 0.025/0.025	125 ± 1/Specify
TF	2: 3.95 ± 0.025	2: 0.015/0.015	125 ± 1/Specify
Eg. TF01: Thickness 3.95 ± 0.1 (mm) and Flatness 0.025/0.025(mm)			

Manufacturing Options

A. Solder:

1. T100: BiSn (T_{melt}=138°C)
2. T200: CuSn (T_{melt} = 227 °C)

B. Sealant:

1. NS: No sealing (Standard)
2. SS: Silicone sealant
3. EPS: Epoxy sealant
4. Customer specify sealing

C. Ceramics:

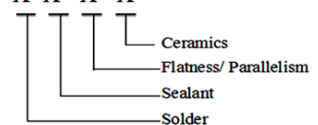
1. Alumina (Al₂O₃, white 96%)
2. Aluminum Nitride (AlN)

D. Ceramics Surface Options:

1. Blank ceramics (not metallized)
2. Metallized (Au plating)

Naming for the Module

TES1-01715- X-X-X-X



TES1-01715-T100 -NS -TF01 -A10

T100: BiSn(T_{melt}=138°C)

NS: No sealing

A10: Alumina white 96%

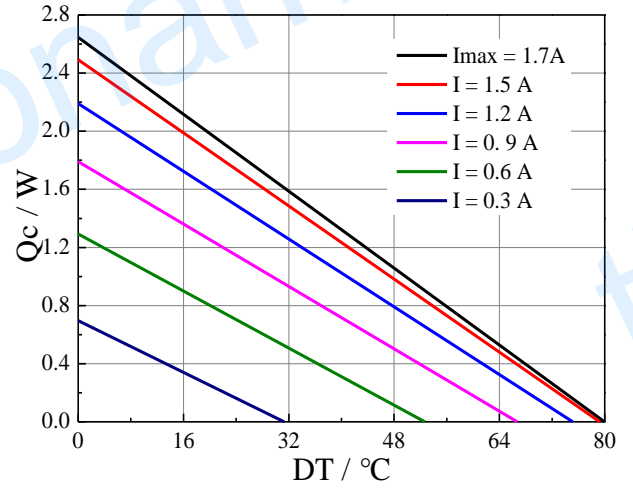
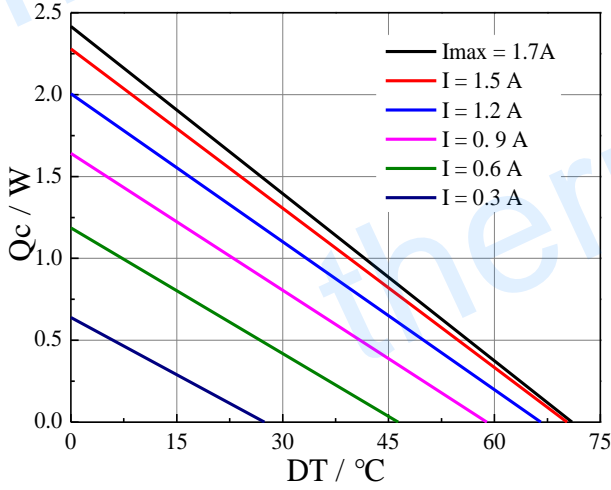
TF01: Thickness ±0.1 (mm) and Flatness/Parallelism 0.025/0.025(mm)

Specification of Thermoelectric Module

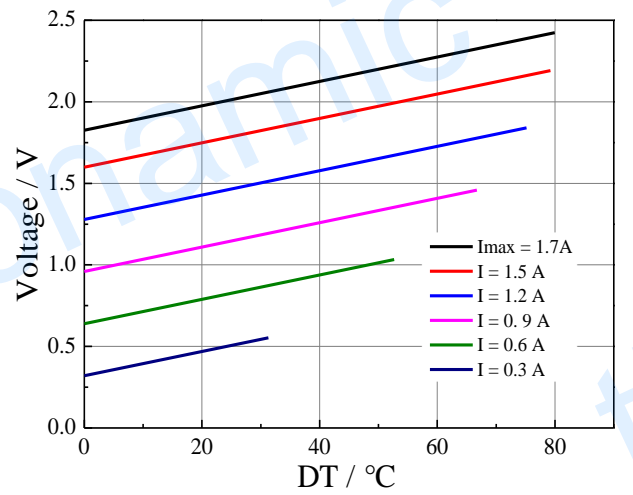
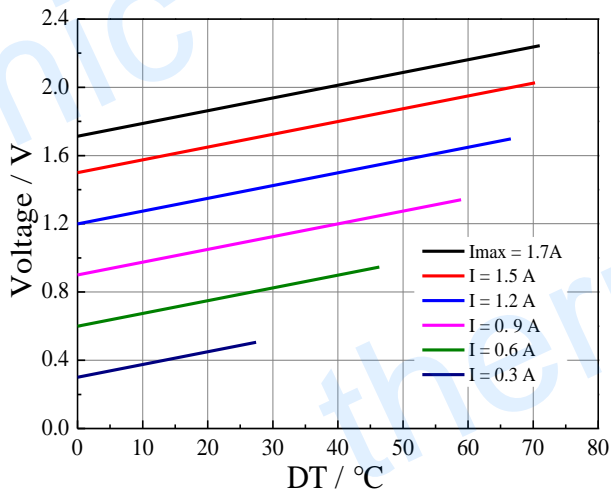
TES1-01715

Performance Curves at Th=27 °C

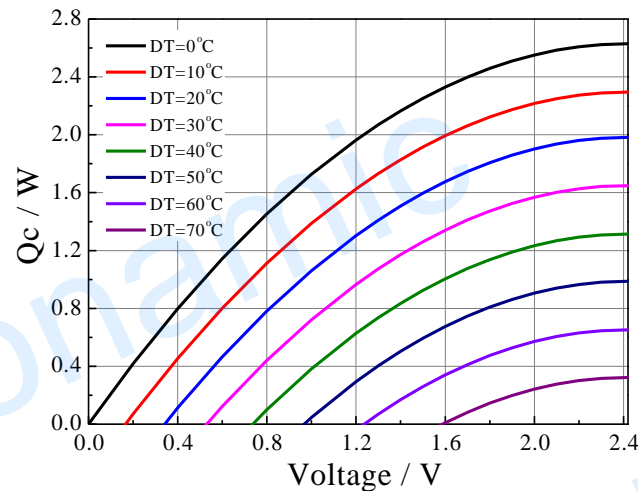
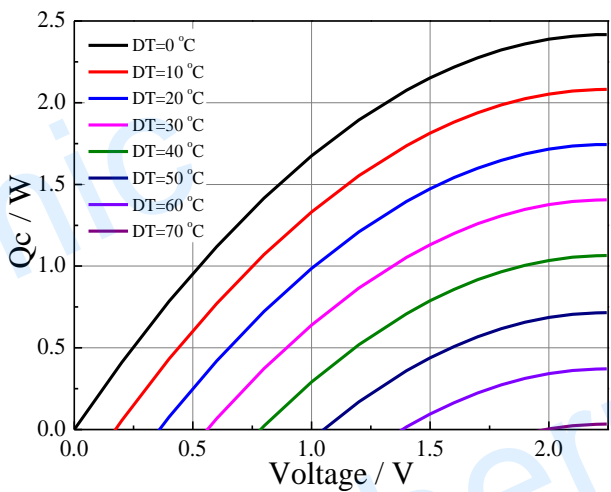
Performance Curves at Th=50 °C



Standard Performance Graph $Q_c = f(DT)$



Standard Performance Graph $V = f(\Delta T)$

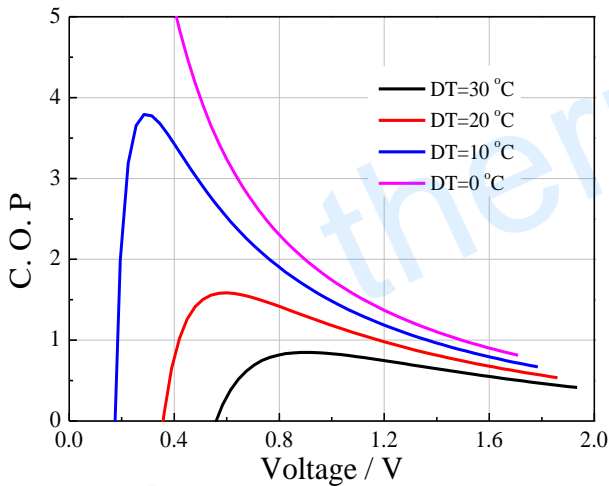


Standard Performance Graph $Q_c = f(V)$

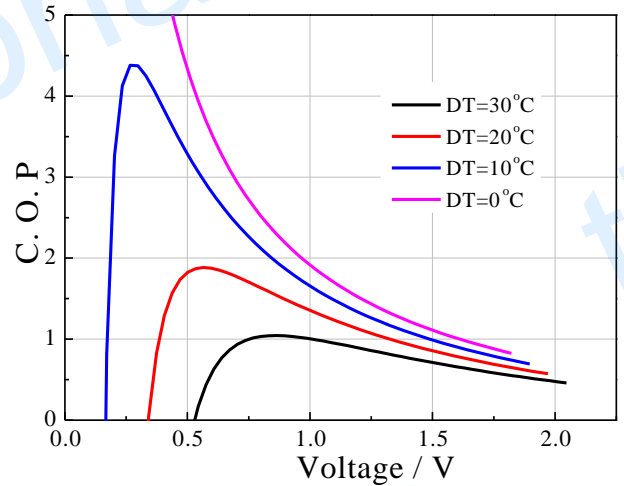
Specification of Thermoelectric Module

TES1-01715

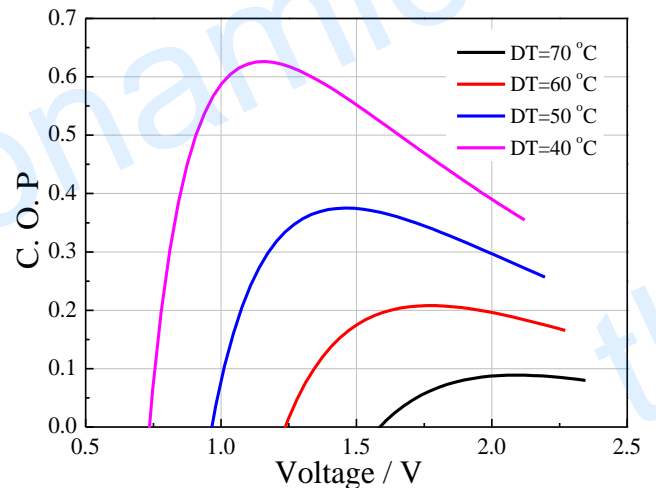
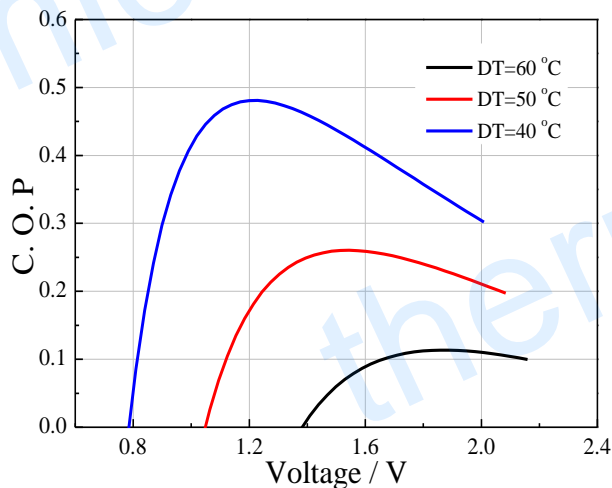
Performance Curves at Th=27 °C



Performance Curves at Th=50 °C



Standard Performance Graph COP = f(V) of ΔT ranged from 0 to 30 °C



Standard Performance Graph COP = f(V) of ΔT ranged from 40 to 60/70 °C

Operation Cautions

- Cold side of the module stucked on the object being cooled
- Hot side of the module mounted on a heat radiator
- Storage module below 100 °C
- Operation below I_{max} or V_{max}
- Work under DC